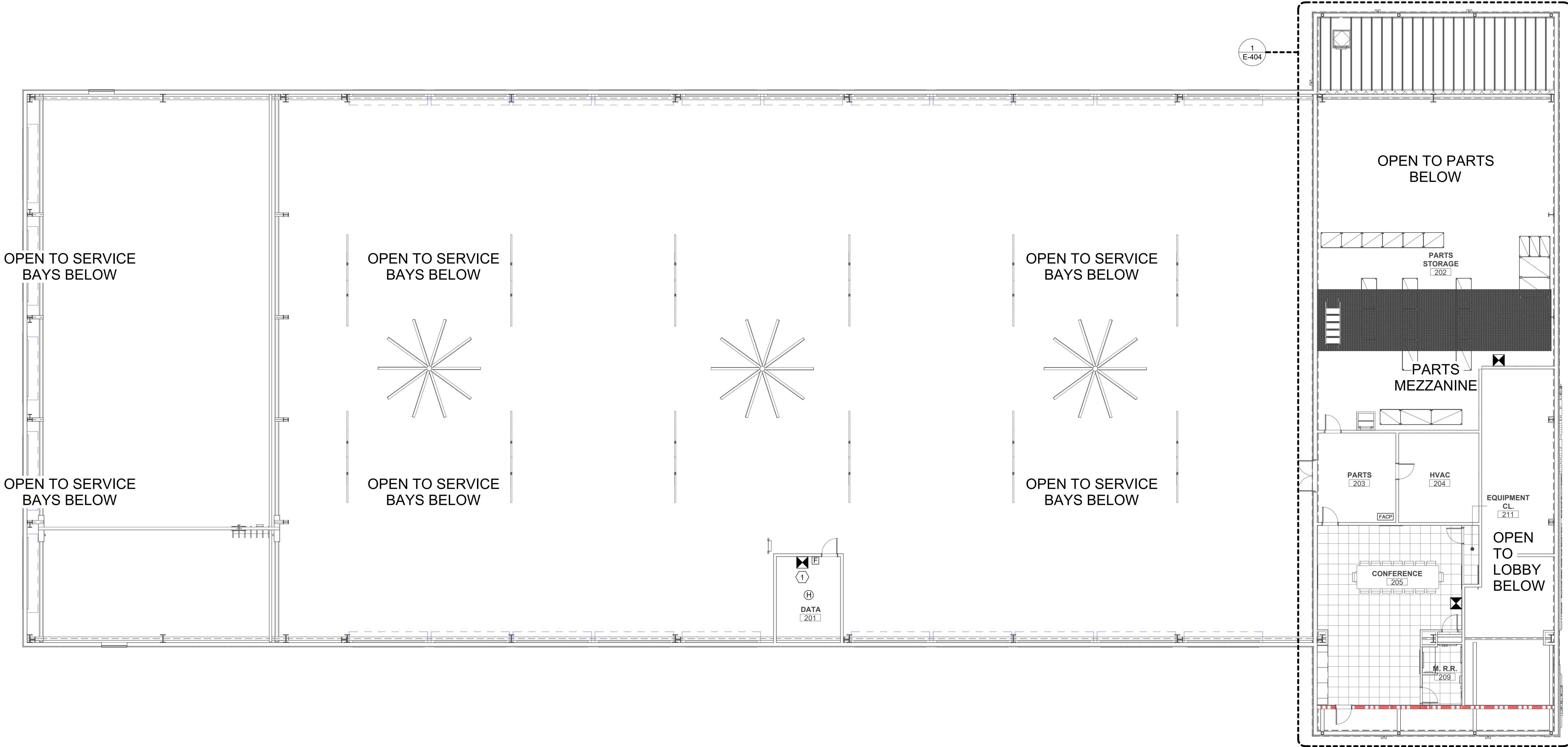


5/28/2026 2:34:22 PM



1 2ND FLOOR SPECIAL SYSTEMS PLAN
3/32" = 1'-0"

SPECIAL SYSTEMS KEYNOTES:

- 1 NOTIFICATION DEVICE MOUNTED ABOVE PULLSTATION.


SPECIAL SYSTEMS GENERAL NOTES:

- WALL MOUNTED NOTIFICATION DEVICES TO BE MOUNTED 80 INCHES ABOVE FINISHED FLOOR TO BOTTOM OF UNIT OR 6 INCHES BELOW CEILING TO TOP OF UNIT, WHICHEVER IS LOWER.
- UPON ACTIVATION OF FIRE ALARM SYSTEM ALL AUDIO SYSTEMS SHALL BE MUTED.
- PROVIDE DUCT DETECTORS ON SUPPLY AND RETURN SIDE OF ALL AIR HANDLER UNITS, ZONES, AND VAV BOXES ABOVE 2,000 CFM. CONNECT TO FIRE ALARM SYSTEM. REFER TO MECH SHEETS FOR LOCATIONS.
- CONNECT FIRE ALARM SYSTEM TO ALL SPRINKLER FLOW, TAMPER, PRESSURE SWITCHES ETC. REFER TO FIRE PROTECTION PLANS FOR ALL LOCATIONS.
- PROVIDE SMOKE DAMPER IN ALL AIR HANDLER SUPPLY AND RETURN DUCTS ABOVE 15,000 CFM. DAMPERS TO CLOSE UPON ACTIVATION OF FIRE ALARM SYSTEM. REFER TO MECH SHEETS FOR LOCATIONS.
- FIRE ALARM PANELS SHALL BE FLUSH MOUNTED IN WALL. IF UNABLE TO FLUSH MOUNT, CONCEAL CONDUIT IN WALL OR PROVIDE CHAISE TO CONCEAL CONDUIT.
- CONNECTION TO 120 VOLT FIRE ALARM POWER SUPPLY SHALL BE ON A DEDICATED BRANCH CIRCUIT. THE CIRCUIT DISCONNECTION MEANS SHALL HAVE A RED MARKING, BE ACCESSIBLE ONLY TO AUTHORIZED PERSONNEL AND BE IDENTIFIED AS "FIRE ALARM CIRCUIT CONTROL". THE LOCATION OF THE CIRCUIT DISCONNECT MEANS SHALL BE PERMANENTLY IDENTIFIED AT THE FIRE ALARM CONTROL UNIT. BREAKER SHALL HAVE A LOCK TO LOCK HANDLE IN ON POSITION.
- ALL SMOKE DETECTORS SHALL BE MOUNTED NO LESS THAN (3) THREE FEET AWAY FROM ALL A/C VENTS.



ASSOCIATED DESIGN GROUP, INC.
3909 West Congress Street, Suite 201
Lafayette, Louisiana 70506
Phone: (337) 234-5710
Email: adginc@adginc.org

Project No. 25326



RANDY M. GOODLOE, AIA, APAC
725 KIRBY STREET
LAKE CHARLES, LOUISIANA

OFFICE: 337.436.3096
FAX: 337.436.3773



LA LICENSE NO. 4086

NEW CONSTRUCTION
FORD PRO
FOR
MIKE WILLIS
2010 PATTON ST.

© COPYRIGHT 2019,
RANDY M. GOODLOE, A.I.A. APAC
ALL INFORMATION, EITHER DRAWN, WRITTEN,
OR IMPLIED APPEARING IN THIS DOCUMENT
SHALL NOT BE DUPLICATED, DISCLOSED, OR
OTHERWISE USED WITHOUT THE WRITTEN
PERMISSION OF THE AUTHOR, RANDY M.
GOODLOE, AIA APAC. THIS DOCUMENT IS AN
INSTRUMENT OF SERVICE AND IS THE SOLE
PROPERTY OF THE AUTHOR. FURTHERMORE,
THE USE OF THIS DOCUMENT FOR ANY
PURPOSE SHALL BE REVOKED, IF THE INTENT
OF THE DESIGN OR THE CONSTRUCTION
TECHNIQUES OR DETAILS SHOWN HEREIN
ARE NOT ADHERED TO OR THE
CONTRACTUAL AGREEMENT GOVERNING
THEIR USE ARE NOT STRICTLY ADHERED TO.

PROJECT NO.

25012

PROJECT MANAGER

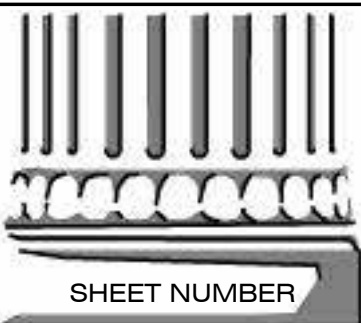
TM

DATE ISSUED

2026.05.22

REVISED

REVISED



E-402
2ND FLOOR SPECIAL
SYSTEMS PLAN